


LSAIM01-1 AI module

LS communication Analog inputs : 8 4 to 20 mA/0 to 20 mA

■ Summary



- * Number of inputs : 8 (Channel individual isolation)
- * Input range : 4 to 20 mA/0 to 20 mA (Selectable)
- * Absolute precision : $\pm 0.1\%$ FS @25°C
- * Temperature drift : Less than ± 100 ppm/°C
- * Module ambient temperature range : -5 to 60°C
- * Insulation method : Photocoupler insulation

LSAIM01-1 AI module

LS communication Analog inputs : 8 4 to 20 mA/0 to 20 mA

■ Specifications

ITEM		SPECIFICATION
Input	Number of channels	8 (Channel individual isolation)
	Range	4 to 20 mA/0 to 20 mA (Selectable for communication setting) (Full Scale)
	Internal impedance	Less than 50 Ω
	Resolution	16 bits
Absolute precision	@25°C	±0.1% FS
Temperature drift	@-5 to 60°C	Less than ±100 ppm/°C (relative to full-scale)
CMRR		100 dB or more attenuation
NMRR		About 11 dB attenuation (When the first-order lag filter is set to 10 ms or more, attenuation by 20 dB or more)
Data refresh cycle		10 ms /All channels
Input filter		Software digital filter (Channel individual)
Dielectric strength		AC 500 V input terminal - between PE Between input channels
Communication with IOA	Communication method	LVDS
	Communication speed	100 Mbps
Self-diagnostic functions		Power voltage check (24V, 3.3V, 2.5V, 1.8V, 1.0V) Clock check (FPGA-MCU for diagnosis, MCU for diagnosis -FPGA) Heartbeat check (FPGA-MCU for diagnosis, MCU for diagnosis -FPGA) CRC check (FPGA) AI communication error check (ch abnormal)
Detective		ADC abnormal check I/O signal range check (Overrange, Underrange)
When disconnected		Detect underrange
Protection	(Power supply protection)	Overvoltage protection Overcurrent protection
Indicator	Display LED	4: RUN (Run) /STS (Status) /NSA (Network status A) /NSB (Network status B)
Insulation method		Photocoupler insulation
Hot swap		Possible
Power supply		DC 24 V ±20% (The voltage supplied from the backplane)
Environmental conditions	Module ambient temperature	(Operating) -5 to 60°C (Storage) -40 to 85°C
	Module ambient humidity	(Operating / Storage) Less than 95% RH (No condensation)
Vibration		3.5 mm @5 to 8.4 Hz 1 G @8.4 to 150 Hz
Shock		15 G 11 ms
Current consumption		Less than 68 mA
Weight		0.12 kg
Dimensions		62 mm (D) x 94 mm (H) x 46 mm (W) (Except projection)
Standard/Directive		EN 61131-2:2007, RoHS

About compliant module type

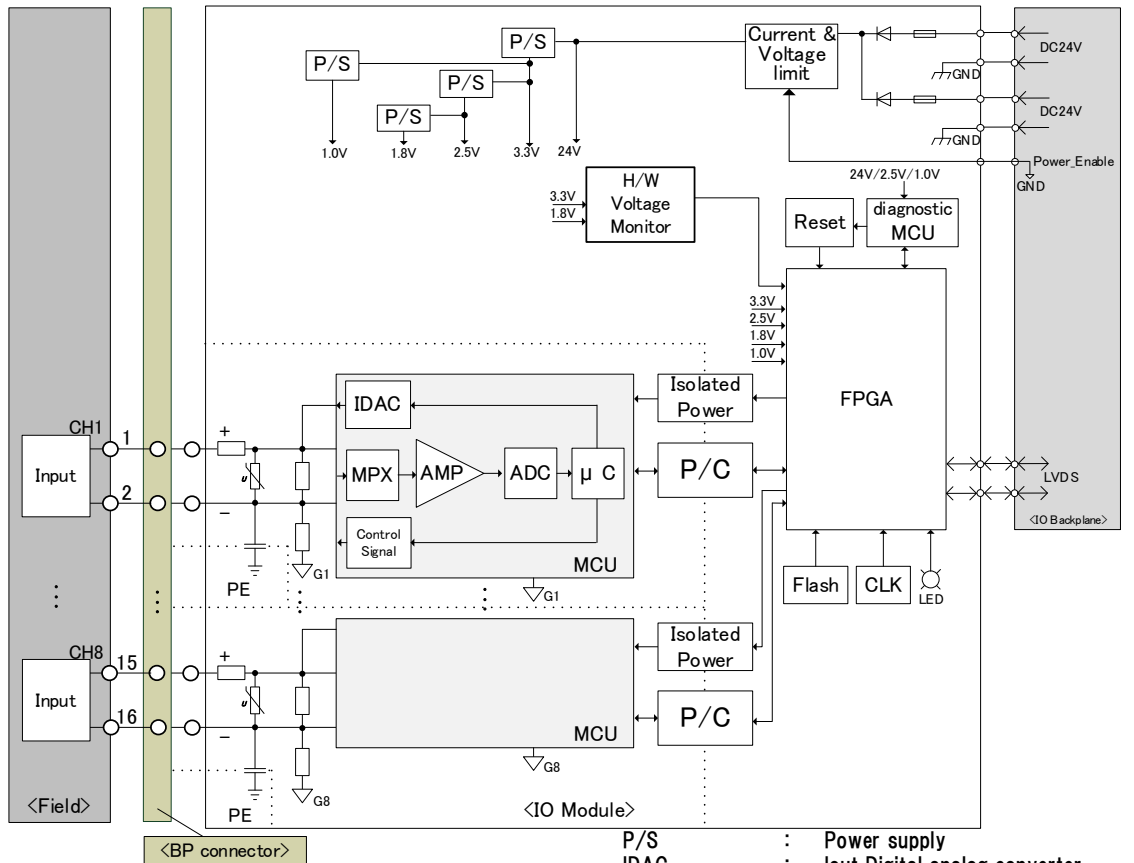
For compliant modules of this product, please refer to “Compliant backplane list (CGS-S9901-E-XX)”.






For compliant modules of this product, please refer to “Compliant accessory connector list (CGS-S9902-E-XX)”.

LSAIM01-1 AI module

LS communication Analog inputs : 8 4 to 20 mA/0 to 20 mA

Block diagram



P/S	:	Power supply
IDAC	:	1out Digital analog converter
MPX	:	Multiplexer
AMP	:	Amplifier
ADC	:	Analog digital converter
μ C	:	Micro controller
CLK	:	Clock
FPGA	:	Field programmable gate array
LED	:	Light emitting diode
MCU	:	Micro control unit
GND,G1 to G8	:	Ground
IOA	:	I/O adapter
LVDS	:	Low Voltage Differential Signaling
BP	:	Backplane
PE	:	Protective Earth
P/C	:	Photocoupler
	:	Varistor
	:	Resistor
	:	Fuse
	:	Diode
	:	Capacitor

When using, please read the instruction manual attached to the product carefully and use it properly.

This catalog may not be distributed or reproduced in whole or in part without permission.

Please be aware that due to product improvements and modifications, the product description in this catalog may differ in certain respects from the actual product.

DIASYS Netmation/DIASYS Netmation4S is a registered trademark of Mitsubishi Heavy Industries, Ltd.

The service names and product names of other companies described in this catalog are the trademarks or registered trademarks of each company.